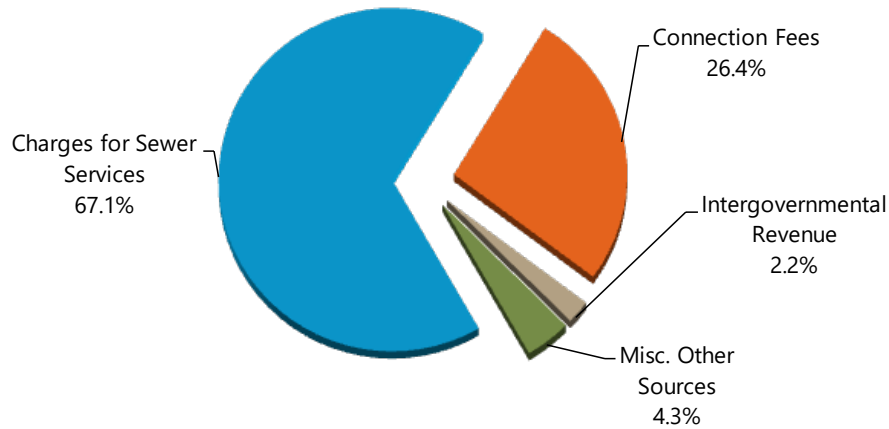


Budget in Brief



2017 Sources



Sources

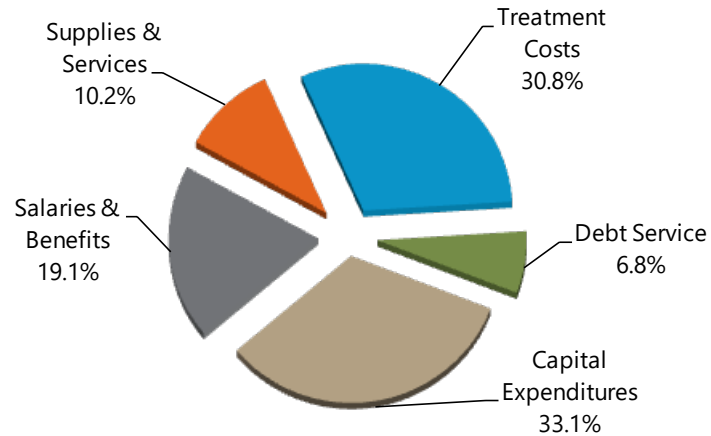
Charges for Sewer Services
 Connection Fees
 Intergovernmental Revenue
 Misc. Other Sources

Total Sources

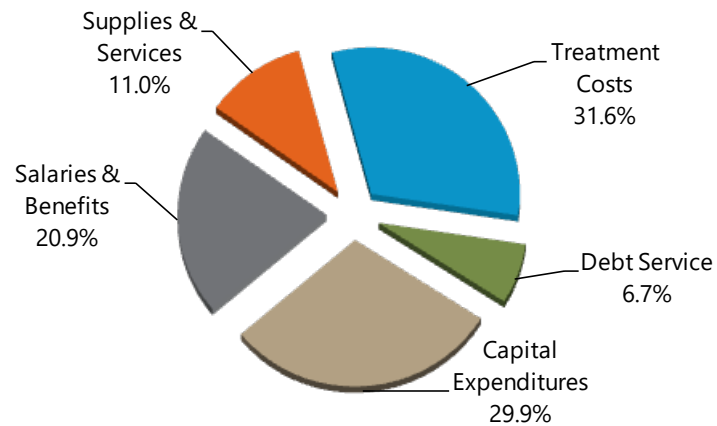
	2016	2017
	Budget	Budget
Charges for Sewer Services	\$ 18,477,588	\$ 19,387,580
Connection Fees	4,703,880	\$ 7,626,300
Intergovernmental Revenue	630,500	\$ 643,000
Misc. Other Sources	889,493	\$ 1,231,325
Total Sources	\$ 24,701,461	\$ 28,888,205

Budget in Brief

2016 Uses



2017 Uses



Uses

	2016 Budget	2017 Budget
Salaries & Benefits	\$ 5,499,178	\$ 6,023,161
Supplies & Services	2,928,889	3,160,845
Treatment Costs	8,848,295	9,102,494
Debt Service	1,955,625	1,921,089
Capital Expenditures	9,495,100	8,614,300
Total Uses	\$ 28,727,086	\$ 28,821,890